

A light blue world map is centered on a dark blue background with a grid pattern. The map shows the continents of North America, South America, Europe, Africa, and Asia.

Korea, Economic, Commercial & Industrial Opportunities

Oct. 2012

**Embassy of the Republic of Korea in Rome
Korea Trade-Investment Promotion Agency in Milan**

Where is Korea ?

Northeast Asian Market

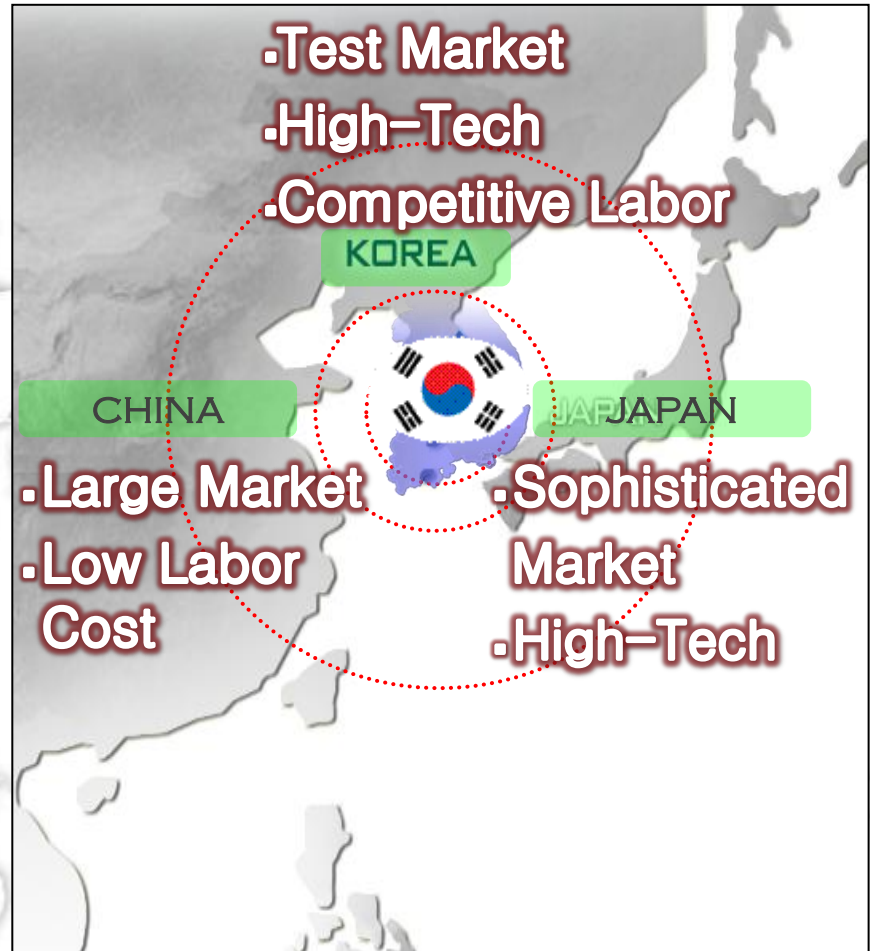
20 % of global GDP

22% of global population



Korea, Heart of Northeast Asia

61 cities of more than 1 million population within 3-hour flight from Seoul



The Korean Economy at a Glance

- **Area: 100,000km² (108th)**
- **Population: 50 million (24th)**
- **GDP (nominal): \$1.16 trillion* (15th)**
 - **Per Capita: \$23,749* (32nd)**
- **GDP (ppp): \$1.56 trillion* (12th)**
 - **Per Capita: \$31,753* (26th)**
- **GDP Growth Rate: 3.6% (2011)**
- **Trade (2011):**
 - ▶ **Export: \$557BN**
 - ▶ **Import: \$524BN**

* Estimate as of Sept. 2011, IMF

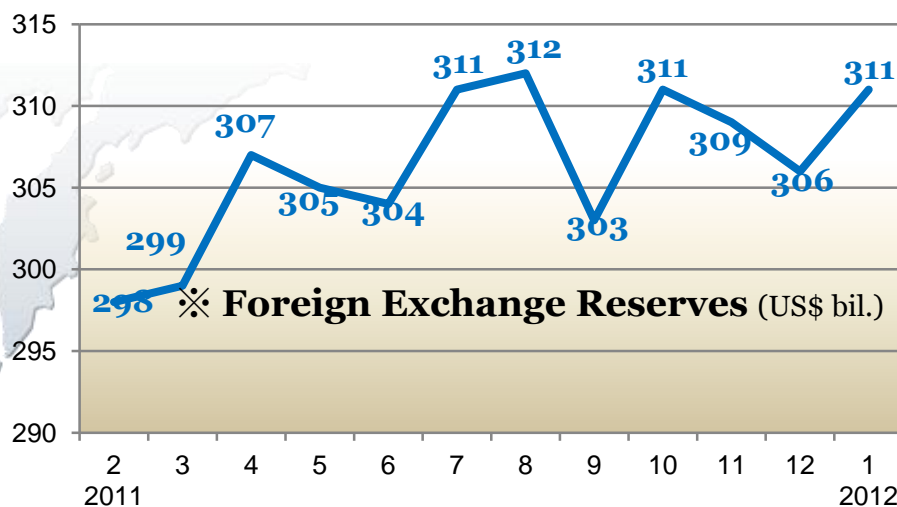
※ Source: The Bank of Korea, IMF, World Bank,
Ministry of Strategy & Finance of KOREA

Foreign Exchange Reserves:

\$311 billion (Jan. 2012)

* **Short-Term External Debt: \$136 BN** (2011)

* **Gross External Debt: \$398 BN** (2011)



※ **Inflation (CPI): 3.4%** (Jan. 2012)

※ **Unemployment: 3.5%** (Jan. 2012)

※ **Fiscal Deficit** (2011)


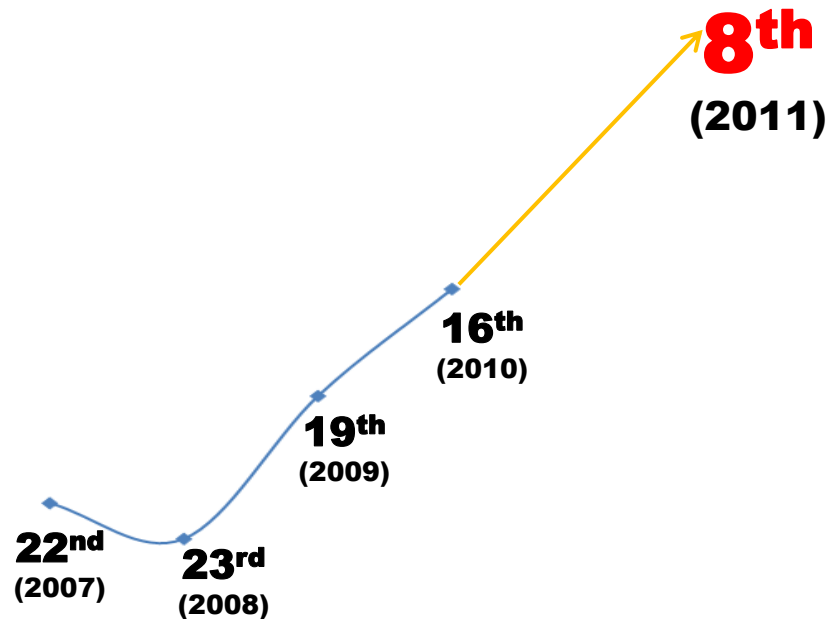
- Excluding social security fund: **△2.0%** of GDP

- Overall balance: **0.4%** of GDP

※ **National Debt: 35.1% of GDP** (2011)

Doing Business in Korea

World Bank's Doing Business 2012 Ranking for ease of doing business (183 economies)



- ✓ **3rd** in East Asia (20th – Japan)
- ✓ **3rd** among G20 countries (87th – Italy)
- ✓ **6th** among OECD countries (29th – OECD Average)

Sophisticated Domestic Market



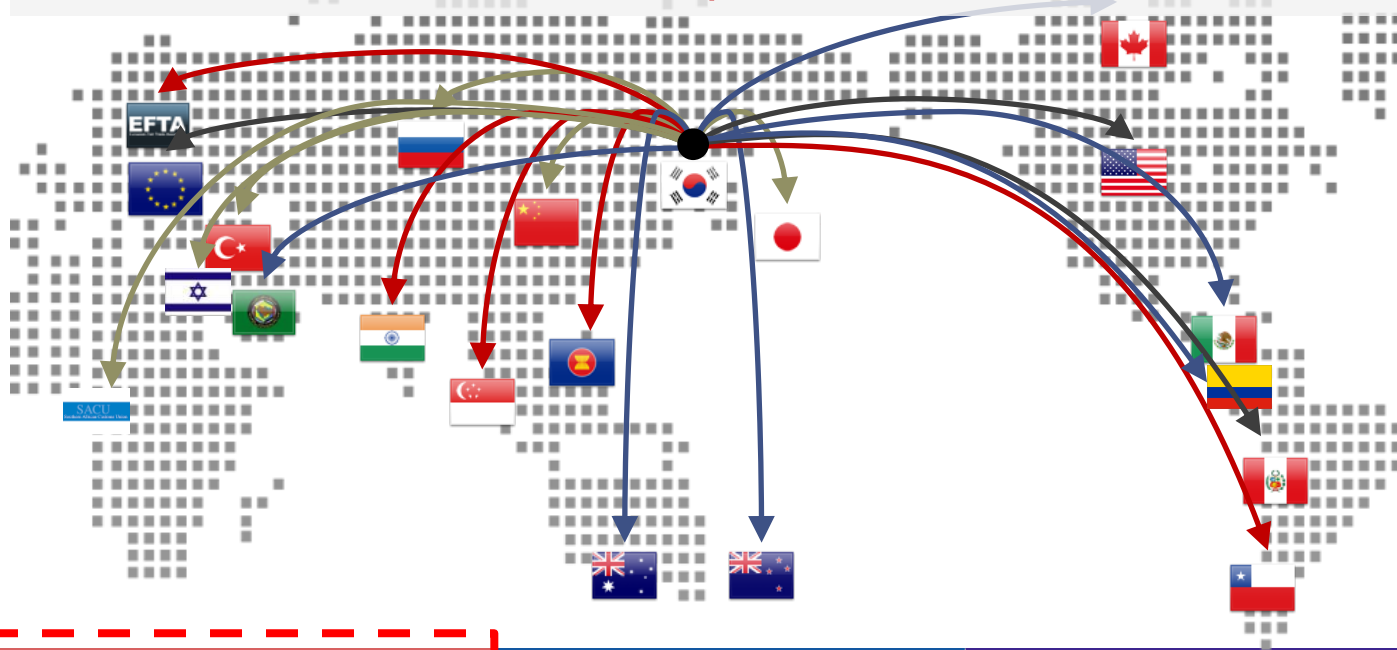
- GDP (PPP) Per Capita: \$31,753 (2011 estimate)
- 50M sophisticated consumers

Rapidly Growing Purchasing Power



An Open Korea

Korea has FTAs with **2/3** of the world markets



In effect	Underway	On the agenda
Chile, Singapore, EFTA, ASEAN, India, EU, Peru, USA	China, Canada, Mexico, GCC, Australia, New Zealand, Colombia, Turkey	Japan Korea-China-Japan, MERCOSUR, Russia, Israel, Vietnam, Mongolia, SACU, Central America, Indonesia, Malaysia

Source: www.fta.go.kr, Ministry of Foreign Affairs and Trade

61% of world GDP, 46.2% of world trade volume, 39.7% of world population

* US-KOREA FTA to be effective as of **March 15, 2012** ~

World-Class Human Resources

Educational Zeal and Passion

✓ **79%** of high school graduates were admitted to universities in 2010.

- **3rd largest foreign-student group** in the U.S.
- **Largest** in China
- PISA (The Programme for International Student Assessment) ranks Korea, according to OECD statistics:

2nd in the world for reading

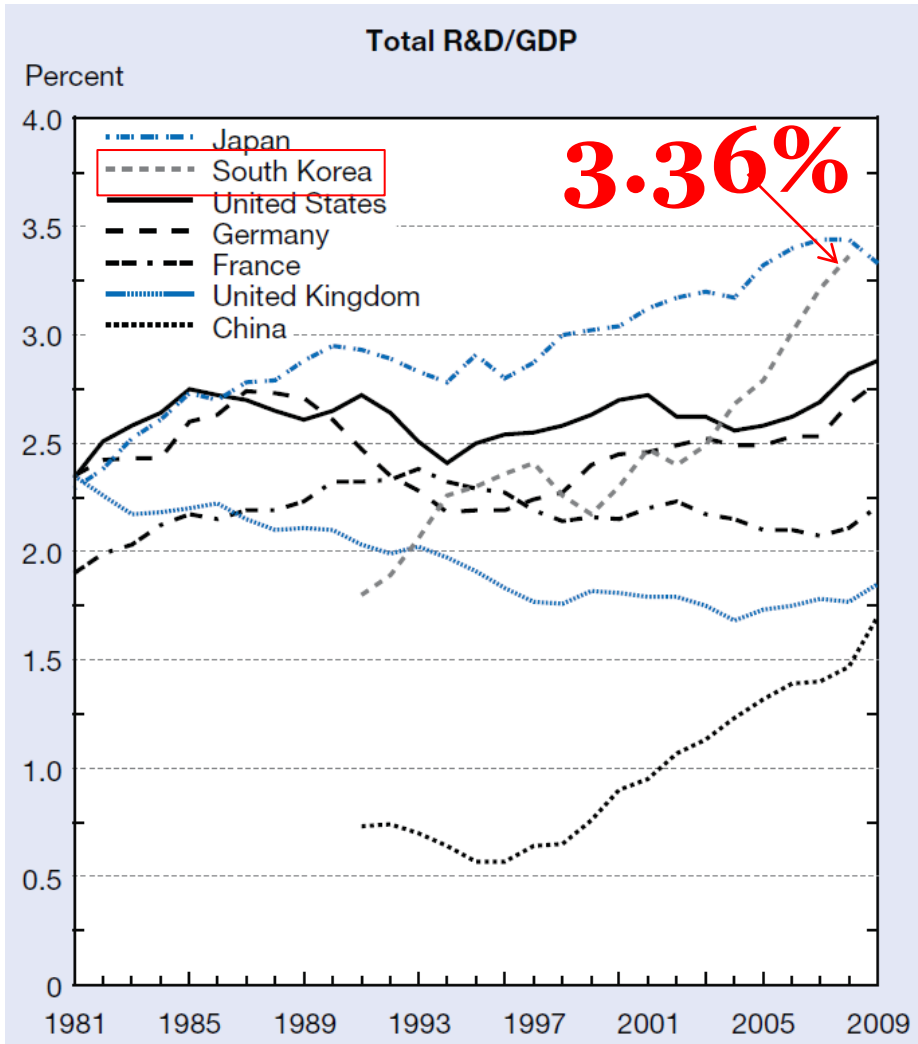
3rd in the world for math

5th in the world for science

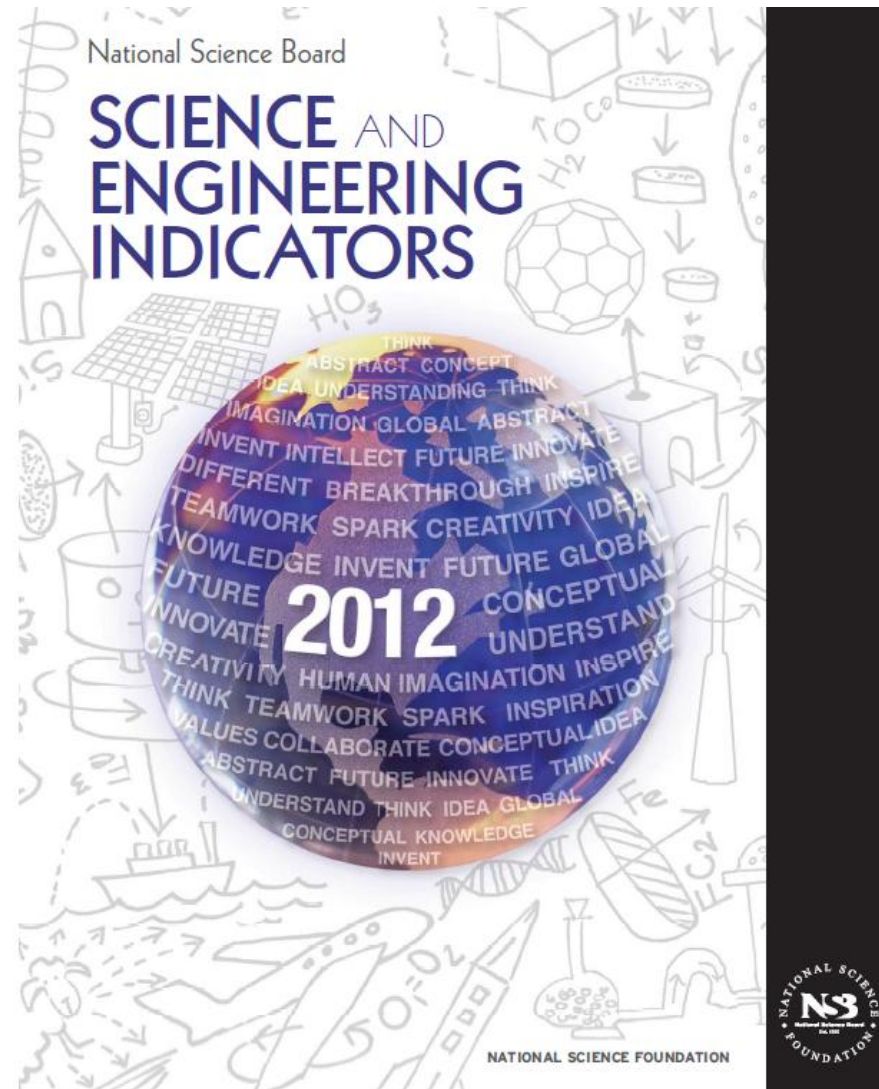


Scientific Infrastructure

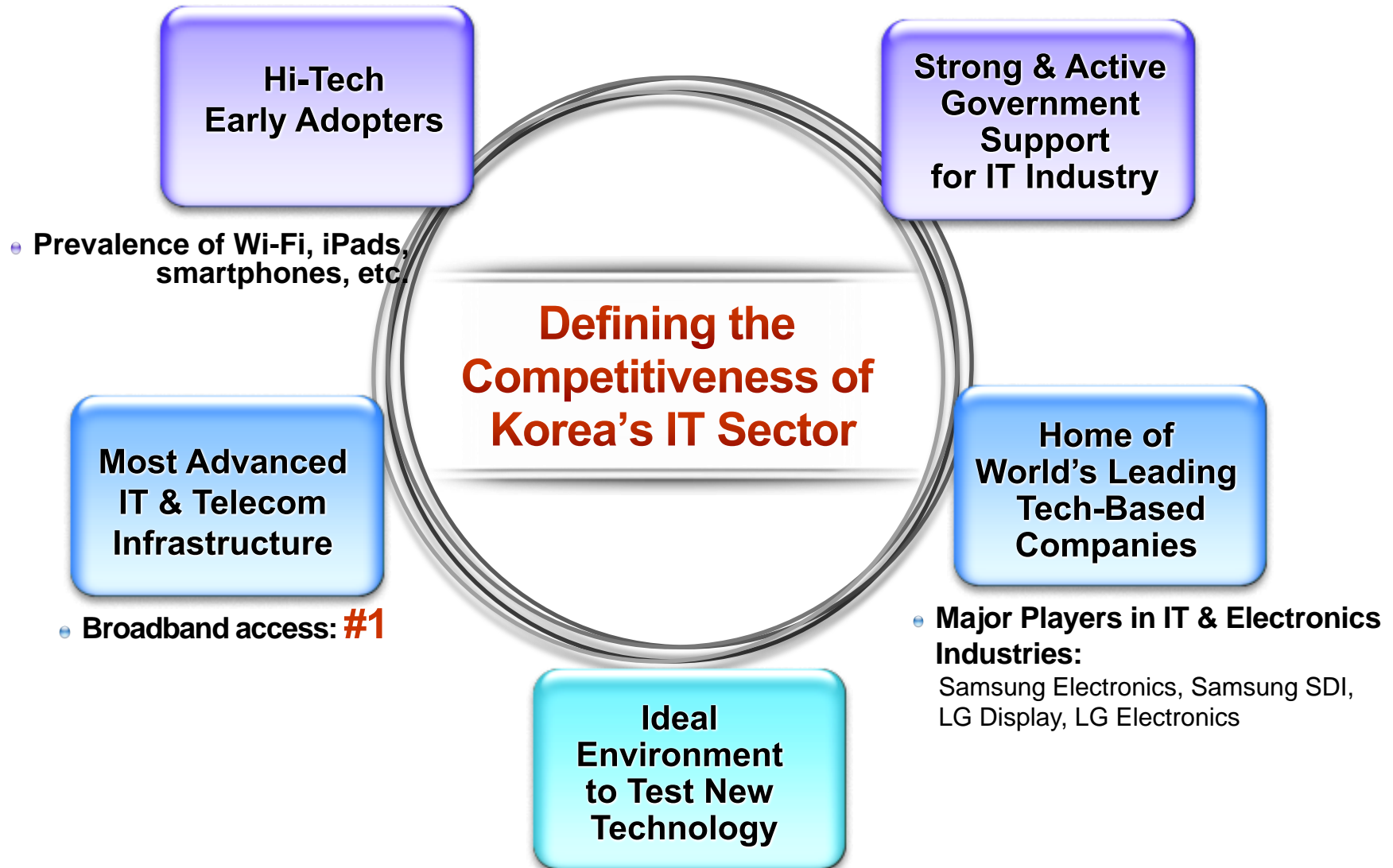
No. 1 for R&D expenditure



Source: Science and Engineering Indicators 2012



Scientific Infrastructure: IT Competitiveness



Extensive World: Class Logistics Network

Incheon Intl. Airport

No.1 in passenger service
for 6 years



KTX - - -



Well-Organized Highways




Busan Port



5th largest for cargo handling

Gwangyang Port



Green Growth Initiative



LG Chem



Pikes Peak International Hill Climb Championship



Long-lasting lithium battery

--- Green Government ---
\$90 billion for five years
= **2%** of annual average GDP



- Green Industry
- Energy Independence



Global Leading Industries

The global competitiveness of Korea's industries ranks high in terms of the country's attractiveness to international business.



GRAZIE!!

For further information please don't hesitate to contact us at:

- Embassy of the Republic of Korea in Rome
 - Address : Via Barnaba Oriani, 30, 00197 Roma
 - Tel: 06 80 24 61
 - Email : consul-it@mofat.go.kr

- Korea Business Center (KOTRA) Milano
 - Address : Via Larga, 2, 20122 Milano
 - Tel: 02 79 58 13
 - Email : kotramil@kotra.it