

*Vietnamese  
delegation*

*Benvenuti!*

**Bologna**  
**24<sup>th</sup> of July 2017**



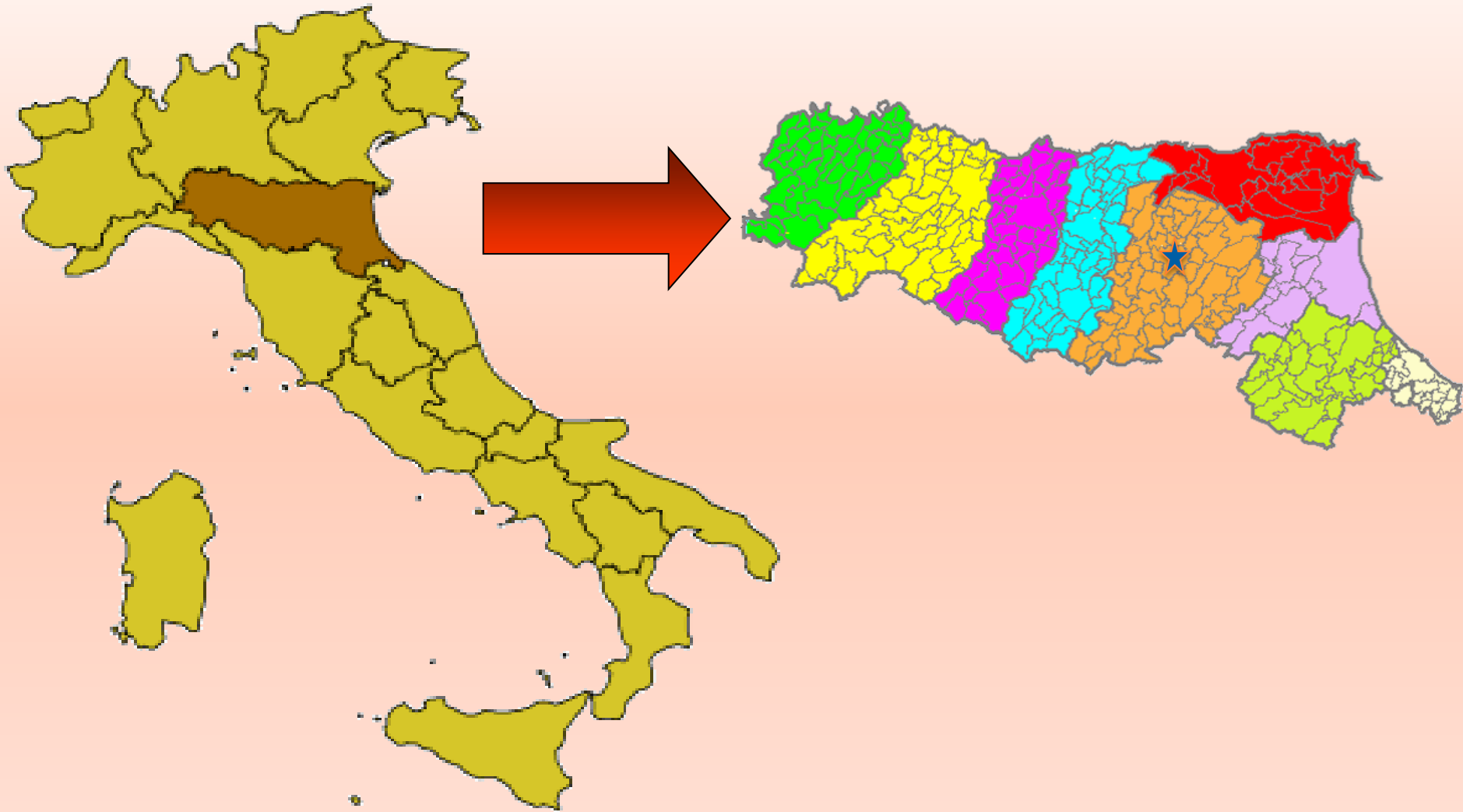
# Today's agenda

- **Introducing the regional scenario;**
- **Introducing the regional economy;**

# Today's agenda

- **Introducing the regional scenario;**
- **Introducing the regional economy;**

# Where we are



# Unioncamere Emilia-Romagna

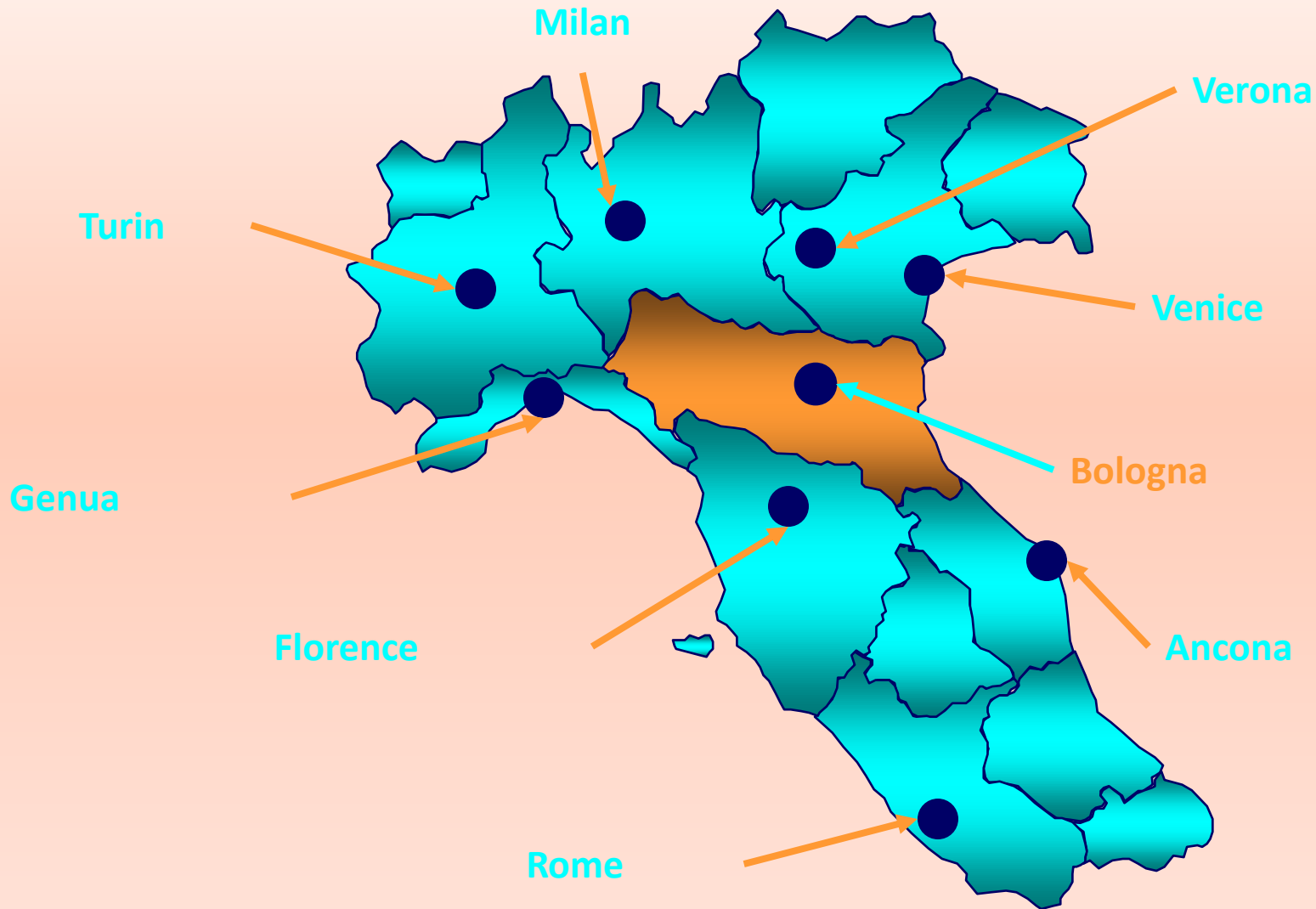
**Unioncamere Emilia-Romagna is the Regional Association of the Chambers of Commerce of Emilia-Romagna: we bring together all the Chambers of our region (Bologna, Ferrara, Modena, Parma, Piacenza, Ravenna, Reggio Emilia and Romagna).**

**Our main aim is to support the regional economy development, in cooperation with all local policy-makers.**

**We:**

- **act on behalf of the Chambers of commerce and represent their interest;**
- **coordinate the activities of the Chambers;**
- **analyze and monitor the regional economy.**

# The logistic position I



# The logistic position - II

## 3 INTERNATIONAL AIRPORTS

**Bologna (the main regional hub for flight transport), Parma and Rimini.**

## FREIGHT TRANSPORT

**17 freight villages and intermodal terminals spread throughout the region. The main freight villages are in Bologna, Parma and Piacenza.**

## RAILWAY NETWORK

**The regional railway network consists of 1,400 km of track (covering 48.8 Km per 1,000 km<sup>2</sup> ).**

## REGIONAL HIGHWAYS

**Regional highways cover 25.7 Km per 1,000 km<sup>2</sup>,**

## PORTS

**Ravenna port is the most important in the region and is the leader nationwide for raw materials movement in the ceramics, cereals, fertilizers and flour-based products sectors.**

# Strong university tradition

## 7 UNIVERSITIES

**BOLOGNA (since 1088), PARMA, MODENA-REGGIO EMILIA AND FERRARA, Cattolica University (PIACENZA), Politecnico di Milano (Piacenza campus), Johns Hopkins University (JHU).**

## 6 UNIVERSITY SEATS

**DECENTRALISED IN OTHER REGION'S TOWNS**

## ABOUT 142,000 ENROLLED STUDENTS

**(42% from other regions) in the 2012/13 academic year, employing 6,400 lecturers and researchers. 76% of researchers operate in technical-scientific areas.**

## A REGIONAL POLYTECHNIC NETWORK

**organized into three training paths: Higher Technical Institutes (HTI); Higher Technical Education and Training paths (HTET); Higher Education**



# THE THEMATIC PLATFORMS OF THE EMILIA-ROMAGNA HIGH TECHNOLOGY NETWORK

- > Since 2005 Emilia-Romagna Region , through the Regional Programme for Innovation, Industrial Research and Technology Transfer, established the **High Technology Network - research laboratories and innovation centres -** with the aim of creating a qualified industrial research offer throughout the territory by increasing the synergies between regional universities and research centres;
- > In the framework of High technology network, the Emilia-Romagna Technopole Network are distributed in **6 Platforms: Agri-food, Constructions, Energy-Environment, ICT and Design, Mechanics-Materials, Life Science**

# The network of the research and innovation centers in Emilia-Romagna (the "techno-poles")



- Food and beverage
- Mechanics
- Construction

- ICT and design
- Energy and environment
- Biotech

# Today's agenda

- Introducing the regional scenario;
- Introducing the regional economy;

# Regional Economy

	Italy	Emilia-Romagna	E.R./ Italy
Population	60.665.551	4.448.146	7,3%
Active Businesses	5.145.995	407.514	8,0%
GDP (€ mn)	1.643.443	149.313	9,1%
p.c. GDP (€)	27.090	33.567	123,9%
Active population (15-64)	64,9%	73,6%	113,4%
Unemployment rate	11,7%	6,9%	59,0%
Export Value (€ mn)	417.076	56.138	13,5%

**Data source: Unioncamere Emilia-Romagna , Centre for Economic Research on Istat 's and Company Register 's data**

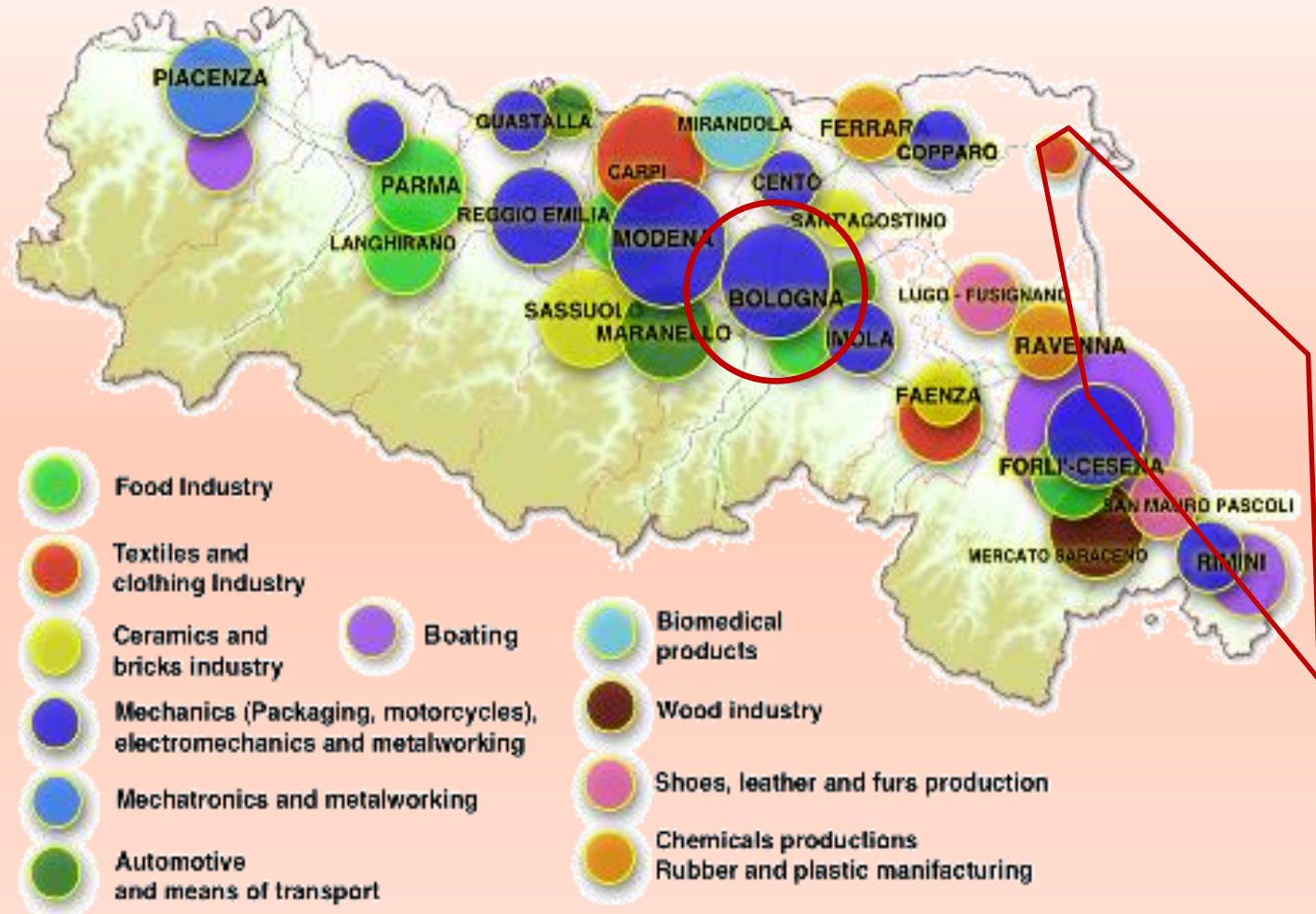
# Regional Economy

## The structure of our economy: the weight of the macro-sectors (added value)

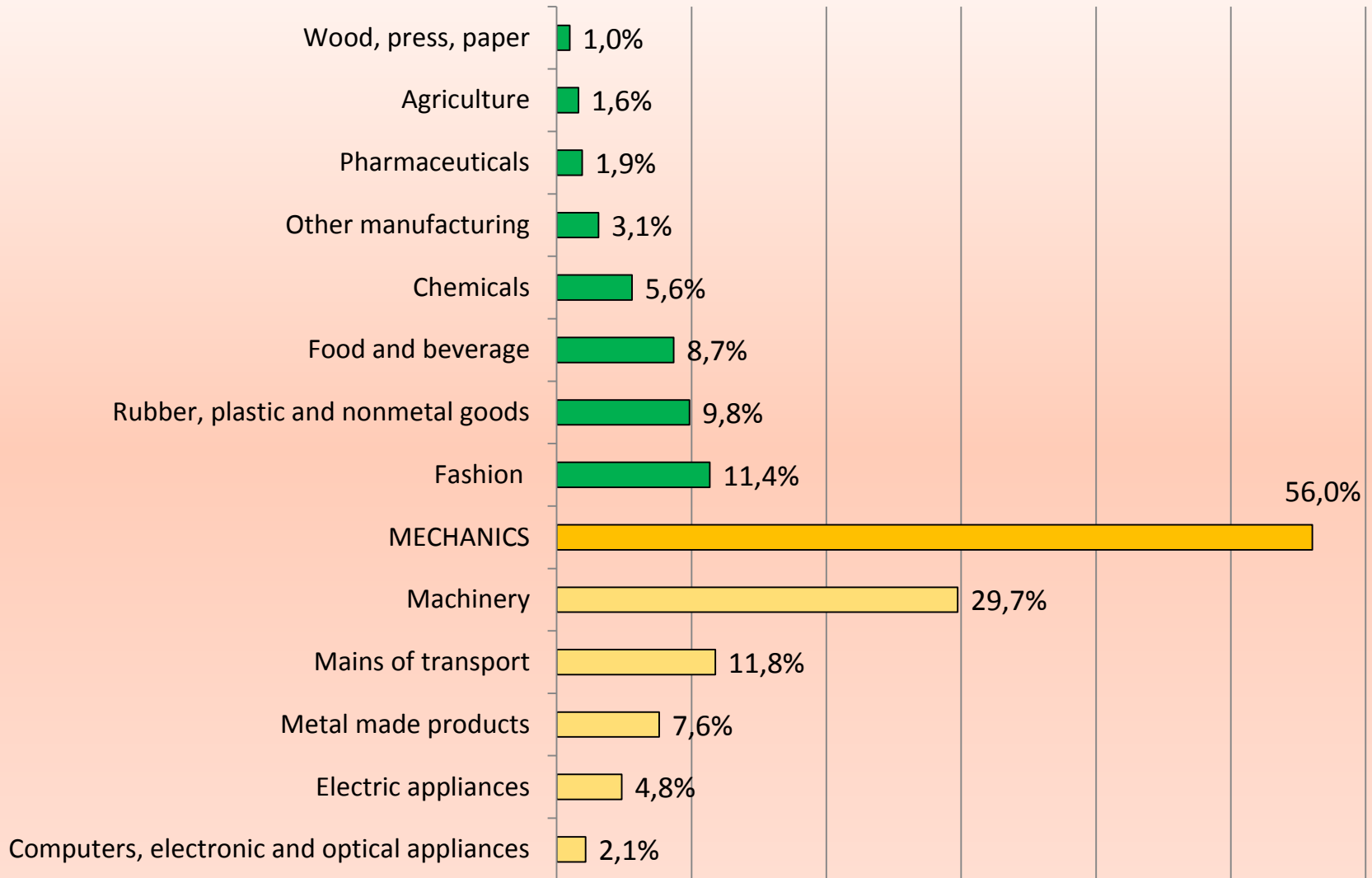
	Italy		Emilia-Romagna		E.R. / Italy
	€ millions	relative weight	€ millions	relative weight	
Agriculture	31.551	2,2%	3.425	2,6%	10,8%
Industry	340.276	23,5%	38.079	29,5%	11,2%
Services	1.077.409	74,3%	87.933	67,9%	8,2%
Total Added Value	1.449.236	100,0%	129.437	100,0%	9,0%

*Data source: Unioncamere Emilia-Romagna , Centre for Economic Research on Istat's data*

# “Main” industrial clusters in Emilia-Romagna



# Export: weight of economic sectors

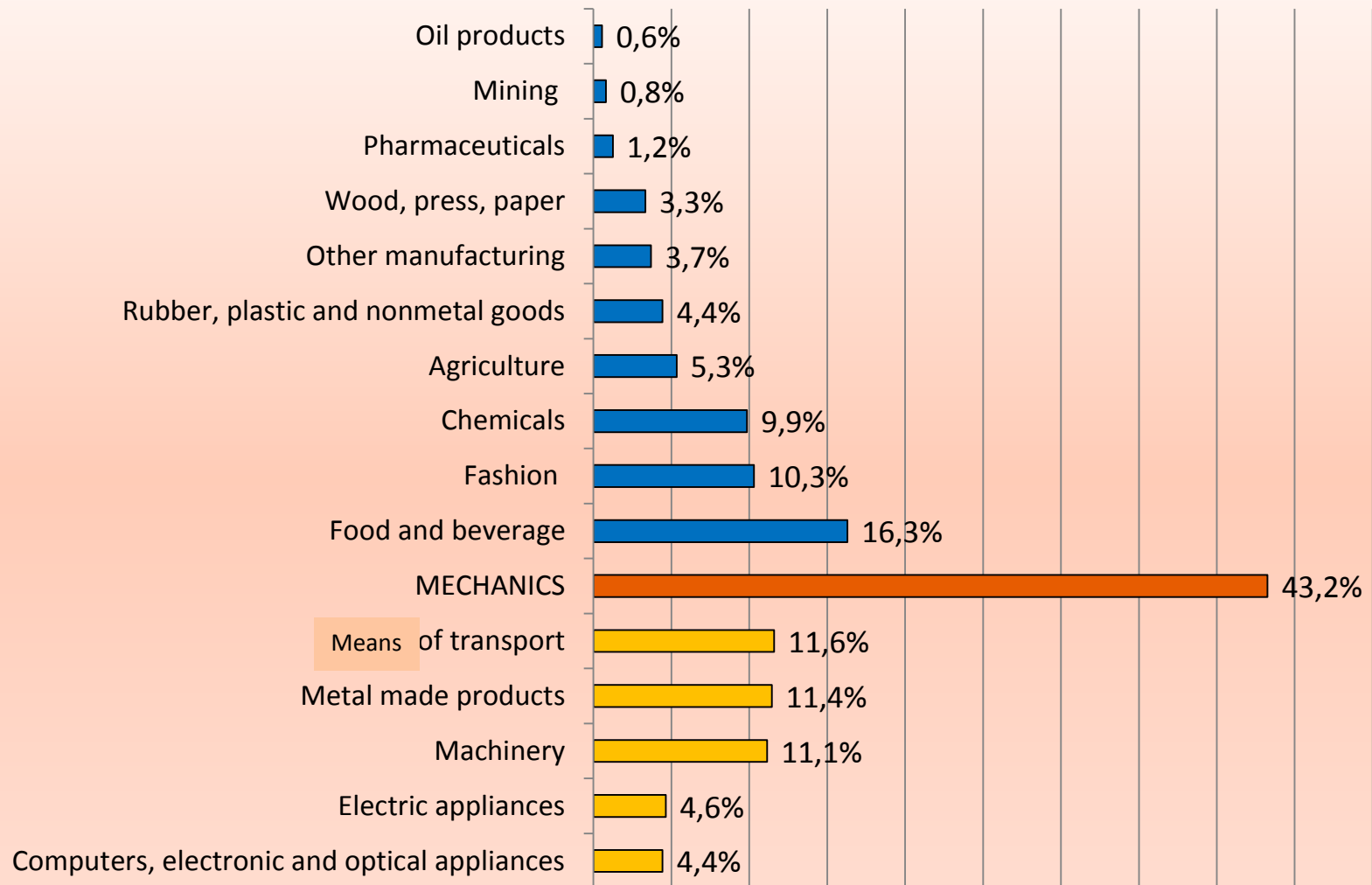


*Unioncamere Emilia-Romagna, Centre for Economic Research on Istat's data*

Matteo Beghelli, Centre for Economic Research, Unioncamere Emilia-Romagna

Unioncamere  
Emilia-Romagna

# Import: weight of economic sectors



*Unioncamere Emilia-Romagna, Centre for Economic Research on Istat's data*


Matteo Beghelli, Centre for Economic Research, Unioncamere Emilia-Romagna

Unioncamere  
Emilia-Romagna




# Export: weight of economic areas

56,14 bil €, 2016



Export:  
Our main trade  
partners



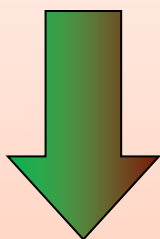
*Unioncamere Emilia-Romagna, Centre for  
Economic Research on Istat's data*

Matteo Beghelli, Centre for Economic Research, Unioncamere Emilia-Romagna

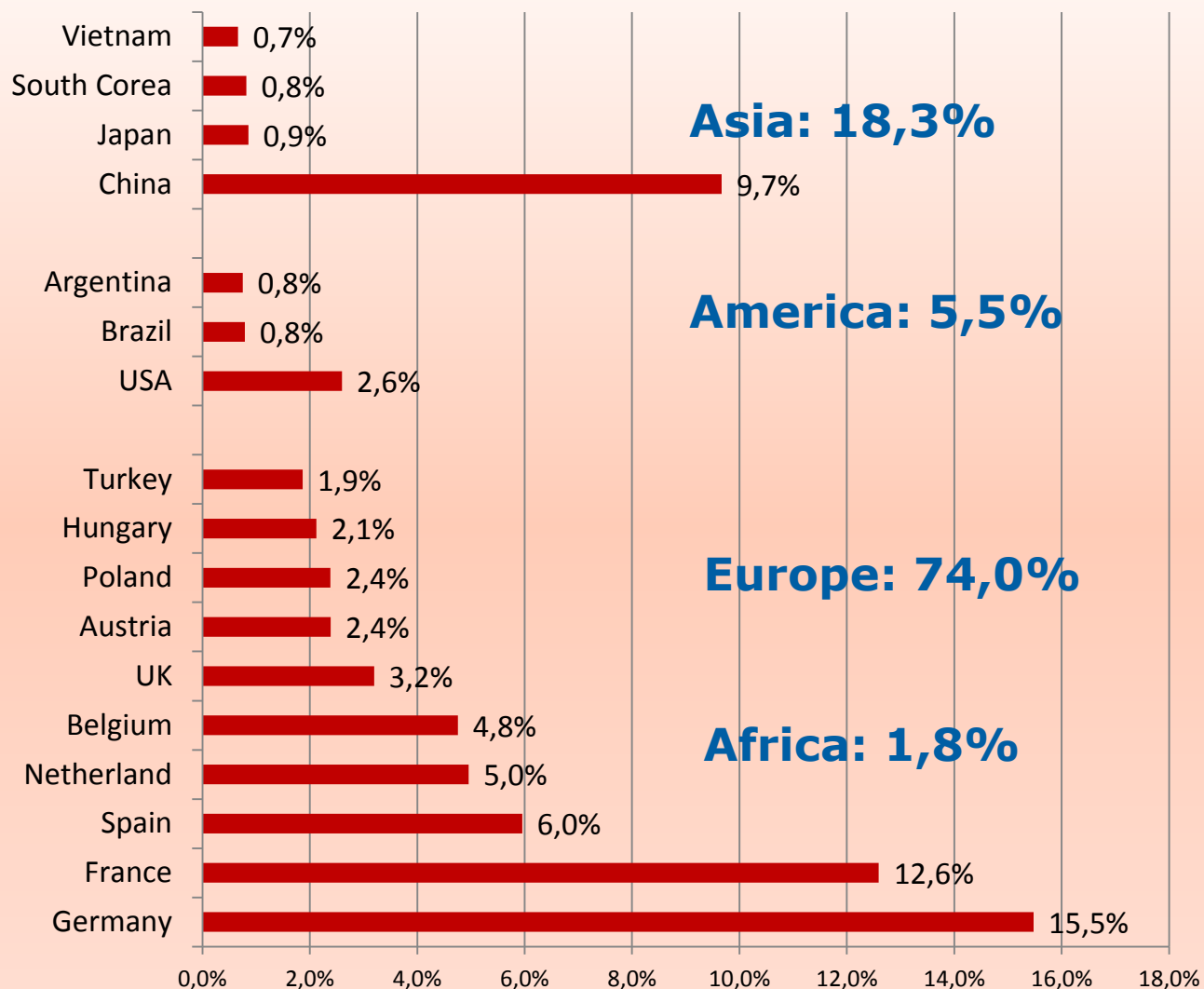
Unioncamere  
Emilia-Romagna

# Import: weight of economic areas

**32,4 bil €, 2016**



**Import:  
Our main trade  
partners**



*Unioncamere Emilia-Romagna, Centre for  
Economic Research on Istat's data*

Matteo Beghelli, Centre for Economic Research, Unioncamere Emilia-Romagna

Unioncamere  
Emilia-Romagna

# Emilia-Romagna – Vietnam

Export 2016: 179,5 mil € + **792%** 2016/2008

## MAIN EXPORTS:

Machinery and equipment	+539%	45,2%
Food and beverage	+17.066%	22,5%
Textiles, clothes, leather and access.	+3.961%	5,6%
Other manufacturing	+2.008%	4,6%
Rubber, plastic, non metallic	+2.014%	4,3%
Pharmaceutical, chemical	+5.416%	3,8%



## MAIN IMPORTS:

Textiles, clothes, leather and acces.	+1.598%	42,1%
Agricultural an fisheries	+949%	13,4%
Food and beverage	+194%	11,9%
Other manufacturing	+1.104%	9,3%
Electric appliances	+15.414%	9,0%
Metal products non machinery	+230%	5,6%

Import 2016: 215,3 mil € + **821%** 2016/2008

Gravie

**FOR MORE INFOs:**

**Matteo Beghelli**  
**Unioncamere Emilia-Romagna**  
**[matteo.beghelli@rer.camcom.it](mailto:matteo.beghelli@rer.camcom.it)**